

# Speaking Volumes

July 2014

Instructions for printing and folding

To help you get the most out of our publication, please read our instructions on how to print and fold the leaflet-poster.

## Printing the Leaflet

The leaflet can be printed on A4 or A3 paper.  
To print on paper of either size please:

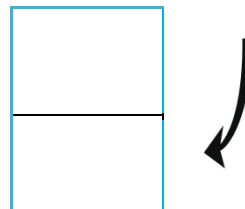
- Download the pdf called 'Speaking Vols - to print'

Then, under print settings, select:

- 'fit to page'
- 'print double sided'
- 'flip along short edge'
- Print



3. Fold the leaflet in half from top to bottom.



You should be left with this:



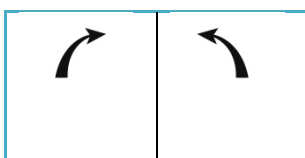
## Folding the Leaflet

1. Place the leaflet with the poster side facing you.



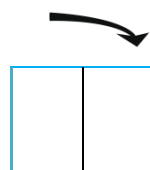
This way up!

2. Bring the short edges of the leaflet to meet at the centre.



You should be left with this:

4. Fold the leaflet in half again from left to right.



You should be left with this:



Done!